

2022-23 Texas Academic Performance Report (TAPR)

District Name: GALENA PARK ISD

Campus Name: NORTH SHORE MIDDLE


Campus Number: 101910042

This page is intentionally blank.

Texas Education Agency
 2022-23 STAAR Performance (TAPR)
 NORTH SHORE MIDDLE (101910042) - GALENA PARK ISD - HARRIS COUNTY

	School Year	State	District	Campus	African American	Hispanic	White	American Indian	Asian	Pacific Islander	Two or More Races	Special Ed (Current)	Special Ed (Former)	Continuously Enrolled	Non-Continuously Enrolled	Econ Disadv	EB & EL (Current & Monitored)
STAAR Performance Rates by Tested Grade, Subject, and Performance Level																	
Grade 7 Reading																	



--



Texas Education Agency
2022-23 STAAR Performance (TAPR)
NORTH SHORE MIDDLE (101910042) - GALENA PARK ISD - HARRIS COUNTY

School Year	State	District	Campus	African American	Hispanic	White	American Indian	Asian	Pacific Islander	Two or More Races	Special Ed (Current)	Special Ed				
-------------	-------	----------	--------	------------------	----------	-------	-----------------	-------	------------------	-------------------	----------------------	------------	--	--	--	--

Texas Education Agency
2022-23 STAAR Performance (TAPR)



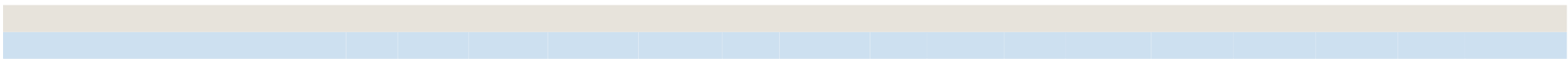
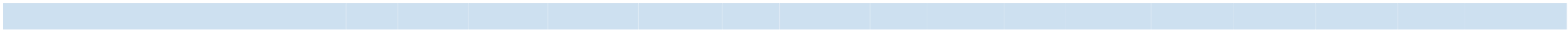
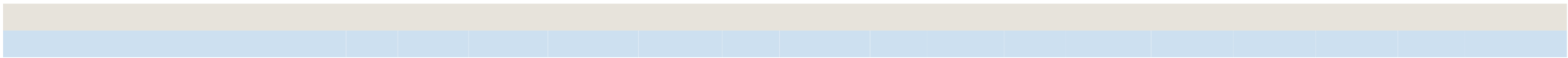

Texas Education Agency
2022-23 Progress (TAPR)
NORTH SHORE MIDDLE (101910042) - GALENA PARK ISD - HARRIS COUNTY

	School Year	State	District	Campus	African American	Hispanic	White	American Indian	Asian	Pacific Islander	Two or More Races	Special Ed (Current)	Special Ed (Former)	Continuously Enrolled	Non-Continuously Enrolled	Econ Disadv	EB/EL (Current & Monitored)
School Progress - Annual Growth by Grade and Subject																	
Grade 7 ELA/Reading	2023	71%	76%	80%	80%	80%	74%	*	*	-	*	64%	80%	80%	79%	79%	79%
Grade 7 Mathematics	2023	56%	52%	55%	56%	55%	62%	-	*	-	*	53%	*	54%	60%	54%	54%
Grade 8 ELA/Reading	2023	63%	67%	70%	76%	69%	73%	-	*	-	*	51%	*	71%	66%	71%	69%
Grade 8 Mathematics	2023	74%	79%	86%	91%	86%	81%	*	*	-	80%	63%	100%	87%	84%	86%	87%
End of Course Algebra I	2023	76%	89%	100%	100%	100%	*	-	*	-	-	*	-	100%	*	100%	100%
All Grades Both Subjects	2023	64%	66%	76%	79%	75%	73%	*	92%	-	75%	58%	84%	76%	73%	75%	75%
All Grades ELA/Reading	2023	63%	63%	75%	78%	74%	73%	*	83%	-	67%	58%	69%	75%	73%	75%	74%
All Grades Mathematics	2023	66%	70%	77%	79%	76%	73%	*	100%	-	83%	58%	100%	77%	74%	75%	76%
School Progress - Accelerated Learning by Grade and Subject																	
Grade 7 ELA/Reading	2023	39%	46%	53%	57%	53%	*	-	-	-	-	35%	*	53%	53%	53%	50%
Grade 7 Mathematics	2023	22%	21%	23%	21%	25%	*	-	-	-	-	17%	-	26%	17%	21%	22%
Grade 8 ELA/Reading	2023	39%	48%	53%	57%	52%	*	-	*	-	*	26%	-	55%	48%	53%	47%
Grade 8 Mathematics	2023	49%	56%	60%	54%	61%	60%	-	*	-	*	24%	*	62%	56%	59%	60%
All Grades Both Subjects	2023	38%	42%	50%	48%	50%	41%	-	*	-	40%	26%	*	51%	45%	49%	48%
All Grades ELA/Reading	2023	35%	38%	53%	57%	52%	50%	-	*	-	*	31%	*	54%	51%	53%	48%
All Grades Mathematics	2023	40%	47%	46%	40%	48%	33%	-	*	-	*	21%	*	49%	40%	45%	47%

* Indicates results are masked due to small numbers to protect student confidentiality.
- Indicates there are no students in the group.

Texas Education Agency
2022-23 Bilingual Education/English as a Second Language (Current EB Students/EL) (TAPR)
NORTH SHORE MIDDLE (101910042) - GALENA PARK ISD - HARRIS COUNTY

School																			
--------	--	--	--	--	--	--	--	--	--	--	--	--	--	--	--	--	--	--	--



Texas Education Agency
 2022-23 Attendance, Graduation, and Dropout Rates (TAPR)
 NORTH SHORE MIDDLE (101910042) - GALENA PARK ISD - HARRIS COUNTY

	State	District	Campus	African American	Hispanic	White	American Indian	Asian	Pacific Islander	Two or More Races	Special Ed	Econ Disadv	ELL
Attendance Rate													
2021-22	92.2%	93.0%	92.7%	93.7%	92.7%								



There is no data for this campus.

Texas Education Agency
2022-23 CCMR-Related Indicators (TAPR)
NORTH SHORE MIDDLE (101910042) - GALENA PARK ISD - HARRIS COUNTY

There is no data for this campus.

Texas Education Agency
2022-23 Other Postsecondary Indicators (TAPR)
NORTH SHORE MIDDLE (101910042) - GALENA PARK ISD - HARRIS COUNTY

There is no data for this campus.

Texas Education Agency
 2022-23 Student Information (TAPR)
 NORTH SHORE MIDDLE (101910042) - GALENA PARK ISD - HARRIS COUNTY

Student Information	Membership				Enrollment			
	Campus		District	State	Campus		District	State
	Count	Percent			Count	Percent		
Total Students	1,260	100.0%	21,366	5,504,150	1,260	100.0%	21,392	5,518,432
Students by Grade:								
Early Childhood Education	0	0.0%	0.3%	0.3%	0	0.0%	0.4%	0.5%
Pre-Kindergarten	0	0.0%	5.0%	4.4%	0	0.0%	5.0%	4.4%
Pre-Kindergarten: 3-year Old	0	0.0%	0.5%	0.7%	0	0.0%	0.5%	0.7%
Pre-Kindergarten: 4-year Old	0	0.0%	4.5%	3.7%	0	0.0%	4.5%	3.7%
Kindergarten	0	0.0%	6.4%	6.7%	0	0.0%	6.3%	6.7%
Grade 1	0	0.0%	7.2%	7.2%	0	0.0%	7.2%	7.2%
Grade 2	0	0.0%	6.6%	7.2%	0	0.0%	6.6%	7.2%
Grade 3	0	0.0%	6.4%	7.2%	0	0.0%	6.4%	7.1%
Grade 4	0	0.0%	6.7%	7.2%	0	0.0%	6.7%	7.1%
Grade 5	0	0.0%	6.6%	7.2%	0	0.0%	6.6%	7.2%
Grade 6	0	0.0%	7.2%	7.3%	0	0.0%	7.2%	7.2%
Grade 7	602	47.8%	7.2%	7.4%	602	47.8%	7.2%	7.4%
Grade 8	658	52.2%	0.79%	0.89%	658	52.2%	0.89%	0.14%
Grade 9	0	0.0%	8.4%	8.7%	0	0.0%	8.4%	8.7%
Grade 10	0	0.0%	8.1%	7.9%	0	0.0%	8.1%	7.9%
Grade 11	0	0.0%	8.0%	7.0%	0	0.0%	8.0%	7.0%
Grade 12	0	0.0%	8.0%	6.6%	0	0.0%	8.0%	6.6%
Ethnic Distribution:								
African American	153	12.1%	14.8%	12.8%	153	12.1%	14.8%	12.8%
Hispanic	1,051	83.4%	80.7%	53.0%				

Hispa

J1 18j 0 0 j 121.1 214.27 23

Texas Education Agency
 2022-23 Student Information (TAPR)
 NORTH SHORE MIDDLE (101910042) - GALENA PARK ISD - HARRIS COUNTY

Student Information	--Non-Special Education Rates--			---Special Education Rates---		
	Campus	District	State	Campus	District	State
Retention Rates by Grade:						
Kindergarten	-	2.8%	1.5%	-	6.0%	4.5%
Grade 1	-	7.3%	2.5%	-	10.5%	3.6%
Grade 2	-	5.6%	1.6%	-	6.8%	2.0%
Grade 3	-	2.7%	0.8%	-	2.5%	0.9%
Grade 4	-	1.6%	0.5%	-	1.4%	0.5%
Grade 5	-	0.5%	0.3%	-	0.0%	0.4%
Grade 6	-	0.2%	0.3%	-	1.1%	0.4%
Grade 7	0.9%	0.4%	0.4%	0.0%	0.5%	0.5%
Grade 8	0.5%	0.4%	0.4%	0.0%	0.0%	0.5%
	-	0.7%	8.7%	-	1.2%	12.6%

Class Size Averages by Grade and Subject
 (derived from teacher responsibility records):

Class Size Information	Campus	District	State
Elementary:			
Kindergarten	-		



Texas Education Agency
 2022-23 Staff Information (TAPR)
 NORTH SHORE MIDDLE (101910042) - GALENA PARK ISD - HARRIS COUNTY

Staff Information	----- Campus -----		District	State
	Count/Average	Percent		
Total Staff	109.7	100.0%	100.0%	100.0%
Professional Staff:	101.5	92.5%	60.0%	64.1%
Teachers	87.5	79.7%	43.0%	48.7%
Professional Support	9.0	8.2%	12.7%	10.9%
Campus Administration (School Leadership)	5.0	4.6%	2.6%	3.3%
Educational Aides:	8.2	7.5%	9.0%	11.3%
Librarians and Counselors (Headcount):				
Full-time Librarians	1.0	n/a	21.0	4,258.0
Part-time Librarians	0.0	n/a	0.0	646.0
Full-time Counselors	3.0	n/a	49.0	13,815.0
Part-time Counselors	0.0	n/a	0.0	1,240.0
Total Minority Staff:	84.2	76.7%	81.2%	53.2%
Teachers by Ethnicity:				
African American	36.0	41.1%	30.6%	11.8%
Hispanic	21.0	24.0%	42.0%	29.6%
White	19.5	22.3%	21.6%	54.9%
American Indian	1.0	1.1%	0.4%	0.3%
Asian	8.0	9.1%	3.8%	2.0%
Pacific Islander	0.0	0.0%	0.0%	0.1%
Two or More Races	2.0	2.3%	1.8%	1.2%
Teachers by Sex:				
Males	26.3	30.1%	27.6%	24.4%
Females	61.1	69.9%	72.4%	75.6%
Teachers by Highest Degree Held:				
No Degree	1.0	1.1%	2.2%	2.0%
Bachelors	63.5	72.6%	71.1%	72.2%
Masters	23.0	26.3%	25.2%	25.0%
Doctorate	0.0	0.0%	1.5%	0.8%
Teachers by Years of Experience:				
Beginning Teachers	12.0	13.7%	11.7%	9.7%
1-5 Years Experience	35.0	40.0%	29.1%	26.3%
6-10 Years Experience	15.0	17.1%	19.4%	20.5%
11-20 Years Experience	12.2	13.9%	24.0%	27.2%
21-30 Years Experience	8.3	9.5%	13.2%	13.3%
Over 30 Years Experience	5.0	5.7%	2.6%	2.9%

Texas Education Agency
2022-23 Staff Information (TAPR)
NORTH SHORE MIDDLE (101910042) - GALENA PARK ISD - HARRIS COUNTY

- Indicates there is no data for the item.
- * Indicates results are masked due to small numbers.
- ** When only one student disability or assessment group is masked, then the second smallest student disability or assessment group is masked regardless of size.
- n/a Indicates data reporting is not applicable for this group.
- ? Indicates that the data for this item were statistically improbable or were reported outside a reasonable range.